

The browser journey

Go to

<https://secureidentity.co.uk/>

Click on My Account

<https://secureidentity.co.uk/my-account/>

Select Changed Mobile

<https://verify.secureidentity.co.uk/smartid-frontend-ukidap/#/account-lostphone>

Enter email & Enter password

Log onto your email and get M code. (e-Mail code)

Email security code

A security code was sent to your email address:
shams.eladaliagi@external.idemia.com

The security code begins with the letter M (for eMail)

ENTER YOUR SECURITY CODE

M	062489
---	--------

This security code is only valid for 15 minutes after it is sent.

CONTINUE → **Cancel**

Go to your device (phone) and get the T code. (Text code)

Text message security code

We've sent you a text message with a security code to
'+447557359346'

The security code begins with the letter T (for Text message).

T 791861

This security code is only valid for 10 minutes after we send it.

CONTINUE →

Cancel

Download the Secure Identity App from the App store for iOS, Play Store for Android or Click on I've installed the App and am ready to scan the QR code.

Download the **SecureIdentity** app



Download from SMS Link

Open the Text message you received earlier, and click on the link. This will automatically take you to the correct app store.

or



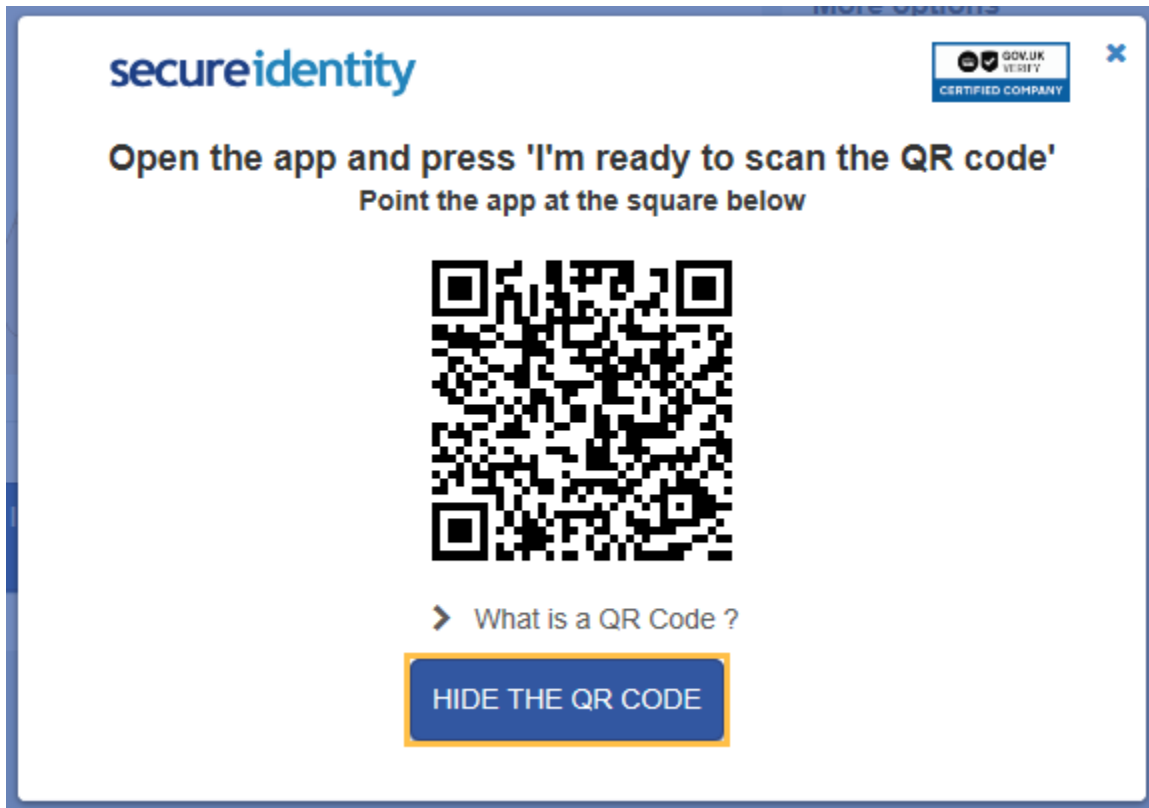
Download from your App Store

Find SecureIdentity on your App Store and download it. Available on iOS and Android



I'VE INSTALLED THE APP AND AM READY TO SCAN
THE QR CODE

The QR code will appear on second device.



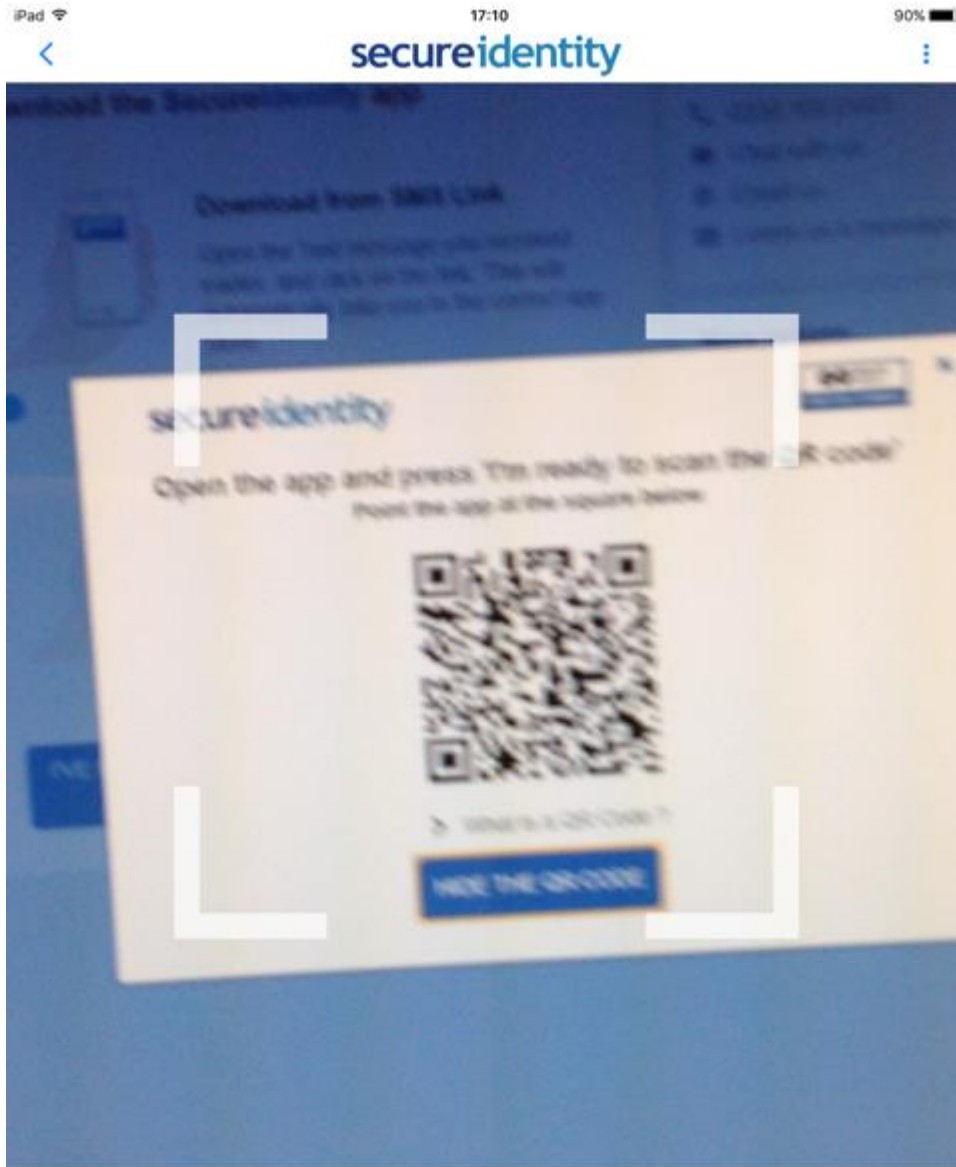
The screenshot shows the 'secureidentity' app interface. At the top left is the 'secureidentity' logo. At the top right is a 'GOV.UK VERIFY CERTIFIED COMPANY' badge with a close button. The main text reads: 'Open the app and press 'I'm ready to scan the QR code'' followed by 'Point the app at the square below'. A large QR code is centered on the screen. Below the QR code is a link: '> What is a QR Code?'. At the bottom is a blue button with a yellow border labeled 'HIDE THE QR CODE'.

The App journey

Click on I am ready to scan the QR code.



Point your device towards the QR code and the software will capture the image.



Point your device at the screen and adjust its position until the QR code fills the box above.

Enter a four digit PIN.

iPad

14:29

63%



Setup your Simple-Sign-In app

Create your PIN

— — — —

1	2	3
4	5	6
7	8	9
Delete	0	Enter

Re-enter the same four digit PIN.

iPad

16:17

100%

secureidentity

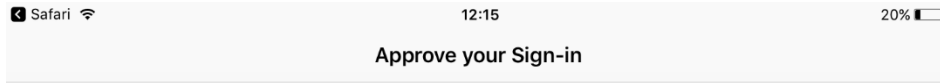
Setup your Simple-Sign-In app

Re-enter to confirm

— — — —

1	2	3
4	5	6
7	8	9
Delete	0	Enter

Click on the green tick to continue.



secureidentity
by Morpho, the world leader in government ID

Sign in request

You have received a sign-in request from



Last sign-in on 23/01/2019 11:49



Accept



Decline

Enter the same four digit Pin again to Sign in.

iPad

17:10

90%



Authentication

secureidentity

Enter your PIN

Expires in about 4 minutes



1	2	3
4	5	6
7	8	9
Delete	0	Enter

This is the home page, where you can click on the Sign into government services.

iPad

17:11

90%



Home



secureidentity



Sign in to government services



How to sign in ?



Settings



Edit my details